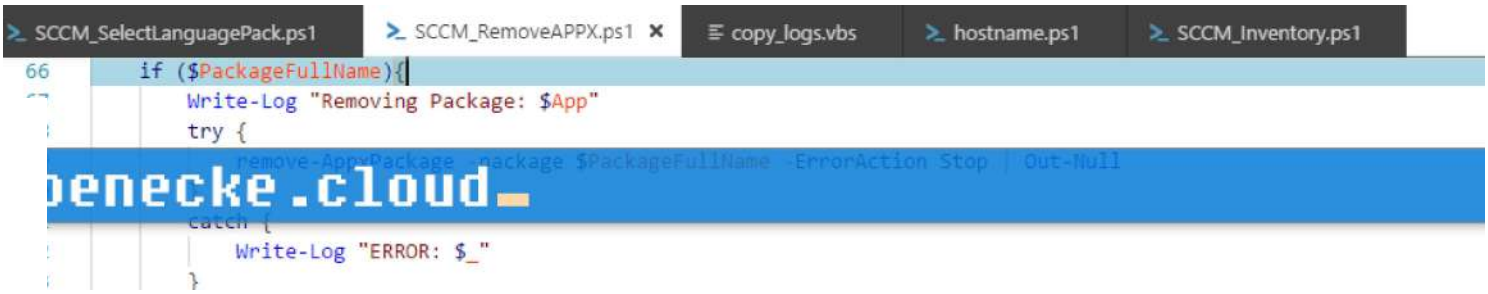

Windows 10 1903 / 1909 – SCCM Language Pack Integration

As I've already described in one of my previous post, language pack integration could be a hell of a ride. Since Windows 10 Version 1809 Microsoft changed the way how language packs are installed. Microsoft now provides "LanguageExperiencePacks" that contain partially-localized language packs. These "LanguageExperiencePacks" that are provided as appx-packages still require base language packs.

Requirements

- **VLSC W10 1909 Image**: Download the Windows 10 installation media from the "Volume Licensing Service Center". Do not download the sources from other official Microsoft sites like https://my.visualstudio.com/ . The language pack integration with dism will fail if not using a VLSC image! Example Image: SW_DVD9_Win_Pro_10_1909.3_64BIT_English_Pro_Ent_EDU_N_MLF_X22-27457.ISO
- **VLSC W10 1903 Multi Language Pack**: Even when installing W10 1909 the language pack for 1903 is required! Example: SW_DVD9_NTRL_Win_10_1903_32_64_ARM64_MultiLang_LangPackAll_LIP_X22-01656.ISO
- **VLSC W10 1903 Features on Demand**: Even when installing W10 1909 the features on demand pack for 1903 is required! Example: SW_DVD9_NTRL_Win_10_1903_64Bit_MultiLang_FOD_1_X22-01658.ISO

Installation Order

1. **Install language packs** (e.g Microsoft-Windows-Client-Language-Pack_x64_de-de.cab)
2. **Restart**
3. **Install "LanguageExperiencePack"** (e.g. LanguageExperiencePack.de-DE.Neutral.appx)
4. **Activate language pack for all users** (e.g. C:\Windows\System32\control.exe intl.cpl /f:"configuartion.xml")
5. **Restart**

Create SCCM Package

Start creating an individual SCCM package "MS_W10 1909 LanguagePack de-DE_x64_MU_01" containing all necessary content for language activation:

Name	Type	Size
de-DE.xml	XML Document	1 KB
LanguageExperiencePack.de-DE.Neutral.appx	APPX File	23.936 KB
License.xml	XML Document	3 KB
Microsoft-Windows-Client-Language-Pack_x64_de-de.cab	WinRAR archive	36.963 KB
Microsoft-Windows-LanguageFeatures-Basic-de-de-Package~31bf3856ad364e35~amd64~~.cab	WinRAR archive	21.510 KB
Microsoft-Windows-LanguageFeatures-Handwriting-de-de-Package~31bf3856ad364e35~amd64~~.cab	WinRAR archive	9.460 KB
Microsoft-Windows-LanguageFeatures-OCR-de-de-Package~31bf3856ad364e35~amd64~~.cab	WinRAR archive	151 KB
Microsoft-Windows-LanguageFeatures-Speech-de-de-Package~31bf3856ad364e35~amd64~~.cab	WinRAR archive	56.669 KB
Microsoft-Windows-LanguageFeatures-TextToSpeech-de-de-Package~31bf3856ad364e35~amd64~~.cab	WinRAR archive	37.705 KB
SCCM_Install_APPX.ps1	PS1 File	2 KB
SCCM_SetLangPack.ps1	PS1 File	2 KB

Microsoft-Windows-Client-Language-Pack_x64_de-de.cab

This file was extracted from the VLSC media file “SW_DVD9_NTRL_Win_10_1903_32_64_ARM64_MultiLang_LangPackAll_LIP_X22-01656.ISO” and contains the gui translation for the german language.

SW_DVD9_NTRL_Win_10_1903_32_64_ARM64_MultiLang_LangPackAll_LIP_X22-01656.ISO\x64\langpacks - UDF 1.02 archive, unpacked size 6.

Name	Size	Packed	Type	Modified	CRC32
..			Local Disk		
Microsoft-Windows-Client-Language-Pack_x64_ar-sa.cab	37.223.656	37.223.656	WinRAR archive	19.03.2019 13:10	
Microsoft-Windows-Client-Language-Pack_x64_bg-bg.cab	25.636.485	25.636.485	WinRAR archive	19.03.2019 13:10	
Microsoft-Windows-Client-Language-Pack_x64_cs-cz.cab	37.577.342	37.577.342	WinRAR archive	19.03.2019 13:10	
Microsoft-Windows-Client-Language-Pack_x64_da-dk.cab	36.906.684	36.906.684	WinRAR archive	19.03.2019 13:11	
Microsoft-Windows-Client-Language-Pack_x64_de-de.cab	37.850.032	37.850.032	WinRAR archive	19.03.2019 13:11	
Microsoft-Windows-Client-Language-Pack_x64_el-gr.cab	39.501.011	39.501.011	WinRAR archive	19.03.2019 13:11	
Microsoft-Windows-Client-Language-Pack_x64_en-gb.cab	24.796.114	24.796.114	WinRAR archive	19.03.2019 11:35	
Microsoft-Windows-Client-Language-Pack_x64_en-us.cab	24.706.133	24.706.133	WinRAR archive	19.03.2019 13:11	
Microsoft-Windows-Client-Language-Pack_x64_es-es.cab	37.262.680	37.262.680	WinRAR archive	19.03.2019 13:11	
Microsoft-Windows-Client-Language-Pack_x64_es-mx.cab	37.217.330	37.217.330	WinRAR archive	19.03.2019 13:11	

LanguageExperiencePack.de-DE.Neutral.appx

This file was extracted from the VLSC media file “SW_DVD9_NTRL_Win_10_1903_32_64_ARM64_MultiLang_LangPackAll_LIP_X22-01656.ISO” **Do not forget to copy the “License.xml” file!**

SW_DVD9_NTRL_Win_10_1903_32_64_ARM64_MultiLang_LangPackAll_LIP_X22-01656.ISO\LocalExperiencePack\de-de - UDF 1.02 archive, unp

Name	Size	Packed	Type	Modified	CRC32
..			Local Disk		
LanguageExperiencePack.de-DE.Neutral.appx	24.510.122	24.510.122	APPX File	19.03.2019 13:36	
License.xml	2.720	2.720	XML Document	19.03.2019 13:36	

Microsoft-Windows-LanguageFeatures-Basic-de-de-Package[…].cab & […]Handwriting-de-de[…].cap & […]OCR-de-de[…].cap & […]Speech-de-de[…].cap & […]TextToSpeech-de-de[…].cap

These files were extracted from “SW_DVD9_NTRL_Win_10_1903_64Bit_MultiLang_FOD_1_X22-01658.ISO” and include the translation parts for different recognition parts.

SW_DVD9_NTRL_Win_10_1903_64Bit_MultiLang_FOD_1_X22-01658.ISO - UDF 1.02 archive, unpacked size 5.166.806.536 bytes

Name	Size	Packed	Type	Modified	CRC32
Microsoft-Windows-LanguageFeatures-Basic-de-de-Package~31bf3856ad364e35~amd64~~.cab	22.026.059	22.026.059	WinRAR archive	19.03.2019 11:38	
Microsoft-Windows-LanguageFeatures-Basic-el-gr-Package~31bf3856ad364e35~amd64~~.cab	6.118.744	6.118.744	WinRAR archive	19.03.2019 11:38	
Microsoft-Windows-LanguageFeatures-Basic-en-au-Package~31bf3856ad364e35~amd64~~.cab	17.815.417	17.815.417	WinRAR archive	19.03.2019 11:38	
Microsoft-Windows-LanguageFeatures-Basic-en-ca-Package~31bf3856ad364e35~amd64~~.cab	21.668.789	21.668.789	WinRAR archive	19.03.2019 11:38	
Microsoft-Windows-LanguageFeatures-Basic-en-gb-Package~31bf3856ad364e35~amd64~~.cab	17.530.335	17.530.335	WinRAR archive	19.03.2019 11:38	
Microsoft-Windows-LanguageFeatures-Basic-en-in-Package~31bf3856ad364e35~amd64~~.cab	16.096.856	16.096.856	WinRAR archive	19.03.2019 11:38	

SCCM_Install_APPX.ps1

This PowerShell Script will install the “LanguageExperiencePack.de-DE.Neutral.appx”. The script will search the root folder of the sccm package for *.appx and License.xml files. Ensure that you anly have one appx package and one License.xml file available otherwise the script will fail.

```
$LogFileLocation = "C:\ProgramData\SCCM_Install-LanguageExperiencePack.log"

#Start Script
Start-Transcript -path $LogFileLocation -Force

function Write-Log($string)
{
    $dateTimeNow = Get-Date -Format "dd.MM.yyyy - HH:mm:ss"
    $outStr = "" + $dateTimeNow +" "+$string
    Write-Output $outStr
}

function Get-ScriptName
{
    if ($hostinvocation -ne $null) {$hostinvocation.MyCommand.Path}
    else {$script:MyInvocation.MyCommand.Path}
}

[string]$ScriptName = Get-ScriptName
[string]$ScriptDirectory = Split-Path $ScriptName


Write-Log "------------ Start Script  ------------"
Write-Log ""
Write-Log $ScriptName
Write-Log ""
Write-Log "------------------------------------"
Write-Log "Install APPX Package"
Write-Log "------------------------------------"

$appxbundle = Get-ChildItem -Path $ScriptDirectory -Filter *.appx -ErrorAction Stop
$appxbundlepath = $ScriptDirectory + "\" + $appxbundle

Write-Log ""
Write-Log "APPX Bundle Package Path: $appxbundlepath"

$license = Get-ChildItem -Path $ScriptDirectory -Filter License.xml -ErrorAction Stop
$licensepath = $ScriptDirectory + '\' + $license

Write-Log "License File: $licensepath"

Add-AppxProvisionedPackage -Online -PackagePath $appxbundlepath -Licensepath $licensepath


Write-Log ""
Write-Log "------------- End Script -------------"

Stop-Transcript
```

SCCM_SetLangPack.ps1

This PowerShell script will search the SCCM package root folder for the file “de-DE.xml” containing the language configuration for the operating system. If you like to use a different xml file name just rewrite line 31.

```
1.  $LogFileLocation = "C:\ProgramData\SCCM_SetLangPack.log"
2.
3.  #Start Script
4.  Start-Transcript -path $LogFileLocation -Force
5.
6.  function Write-Log($string)
7.  {
8.      $dateTimeNow = Get-Date -Format "dd.MM.yyyy - HH:mm:ss"
9.      $outStr = "" + $dateTimeNow +" "+$string
10.     Write-Output $outStr
11. }
12.
13. function Get-ScriptName
14. {
15.     if ($hostinvocation -ne $null) {$hostinvocation.MyCommand.Path}
16.     else {$script:MyInvocation.MyCommand.Path}
17. }
```

```
18.
19.  [string]$ScriptName = Get-ScriptName
20.  [string]$ScriptDirectory = Split-Path $ScriptName
21.
22.
23.  Write-Log "------------ Start Script  ------------"
24.  Write-Log ""
25.  Write-Log $ScriptName
26.  Write-Log ""
27.  Write-Log "-----------------------------------"
28.  Write-Log "Get Language XML Path"
29.  Write-Log "-----------------------------------"
30.
31.  $XMLfile = Get-ChildItem -Path $ScriptDirectory -Filter de-DE.xml -ErrorAction Stop
32.  $XML = $ScriptDirectory + "\" + $XMLfile
33.
34.  Write-Log ""
35.  Write-Log $XML
36.  Write-Log ""
37.
38.  Write-Log "-----------------------------------"
39.  Write-Log "Set Language XML as Active"
40.  Write-Log "-----------------------------------"
41.  Write-Log ""
42.  Write-Log "Execute $env:SystemRoot\System32\control.exe intl.cpl,,/f:`"$XML`""
43.
44.  & $env:SystemRoot\System32\control.exe "intl.cpl,,/f:`"$XML`""
45.
46.  Write-Log ""
47.  Write-Log "Start Sleep for 2 seconds"
48.  start-sleep -seconds 2
49.
50.  Write-Log ""
51.  Write-Log "------------- End Script  -------------"
52.
53.  Stop-Transcript
```

de-DE.xml

- **Set language as default language for all users**
- **Set the system locale to “de-DE”**
- **Set the GEOID to “94”**
- **Set “en-US” as fallback language**
- **Add the German keyboard layout “0407:00000407”**
- **Remove the English keyboard layout “0409:00000409”**

```
<gs:GlobalizationServices xmlns:gs="urn:longhornGlobalizationUnattend">
<!--User List-->
<gs:UserList>
    <gs:User UserID="Current" CopySettingsToDefaultUserAcct="true" CopySettingsToSystemAcct="true"/>
</gs:UserList>
<!-- user locale -->
<gs:UserLocale>
    <gs:Locale Name="de-DE" SetAsCurrent="true"/>
</gs:UserLocale>
<!-- system locale -->
<gs:SystemLocale Name="de-DE"/>
<!-- GeoID -->
<gs:LocationPreferences>
    <gs:GeoID Value="94"/>
</gs:LocationPreferences>
<gs:MUILanguagePreferences>
    <gs:MUILanguage Value="de-DE"/>
    <gs:MUIFallback Value="en-US"/>
</gs:MUILanguagePreferences>
<!-- input preferences -->
<gs:InputPreferences>
    <!--de-DE-->
    <gs:InputLanguageID Action="add" ID="0407:00000407" Default="true"/>
    <!--en-US-->
    <gs:InputLanguageID Action="remove" ID="0409:00000409"/>
</gs:InputPreferences>
</gs:GlobalizationServices>
```

Modify Task Sequence

Get your Windows 10 deployment Task Sequence (TS) and add the following steps to your TS.

Modify Task Sequence Step 1 | 2 | 3 | 4 | 5 | 6 | 7 | 8 | 9 | 10 | 11 | 12

- **Create the TS Step** `Install Windows-Client-Language-Pack_x64_de-de`
- **Add the command**

```
dism.exe /norestart /online /add-package /packagepath:.\Microsoft-Windows-Client-Language-Pack_x64_de-de.cab
```

- **Select the distributed package.**

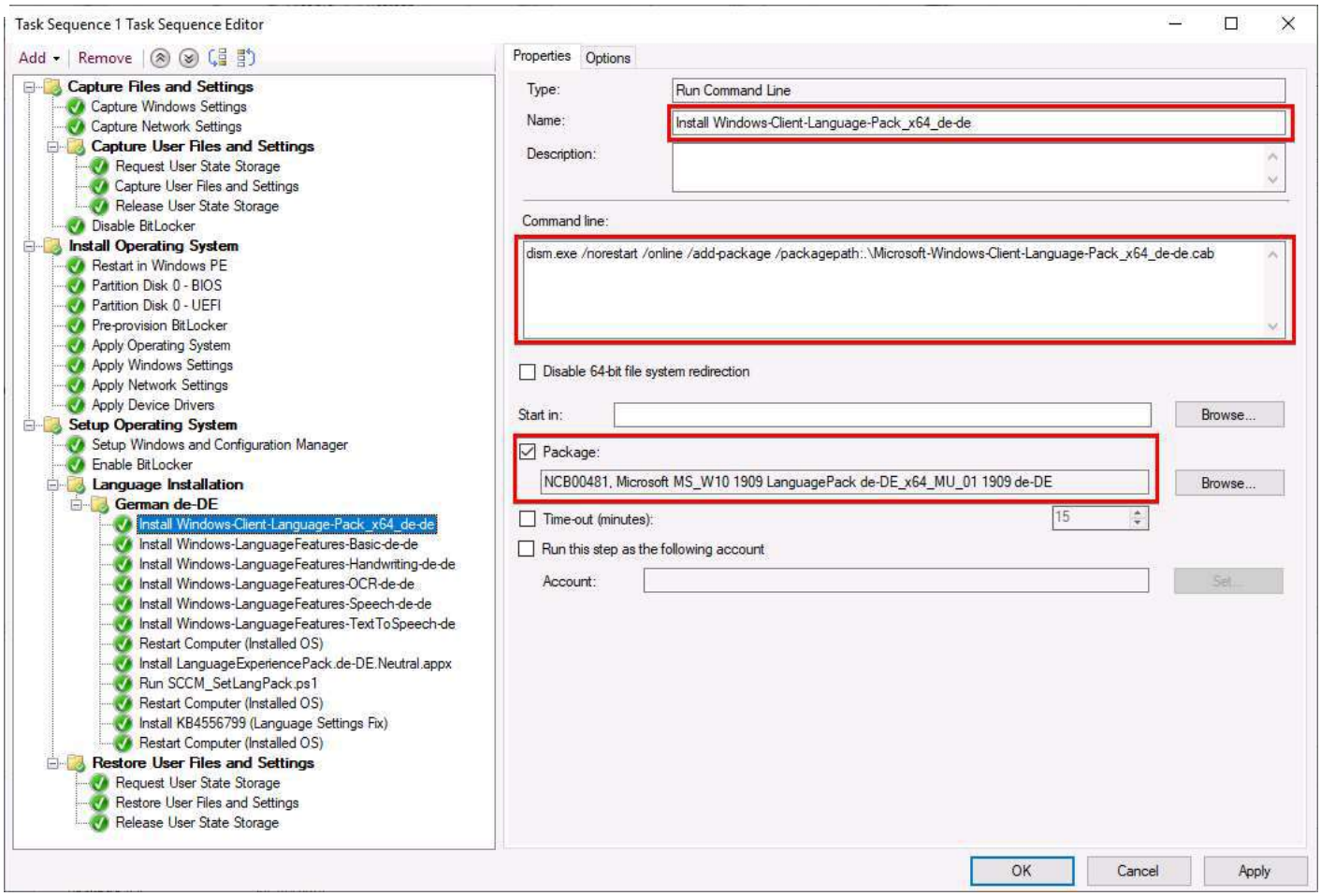

Fixing errors in settings menu

Right after the succesfull installation I've noticed several error messages in the settings menu:

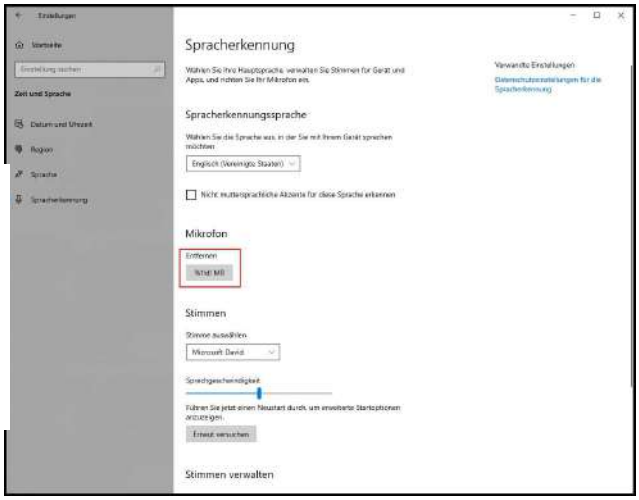

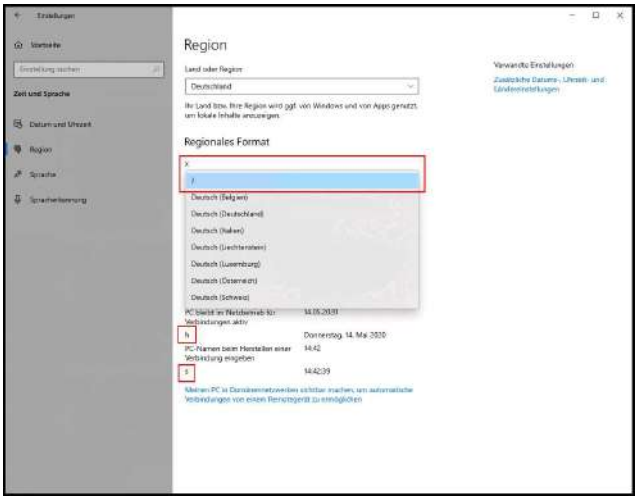

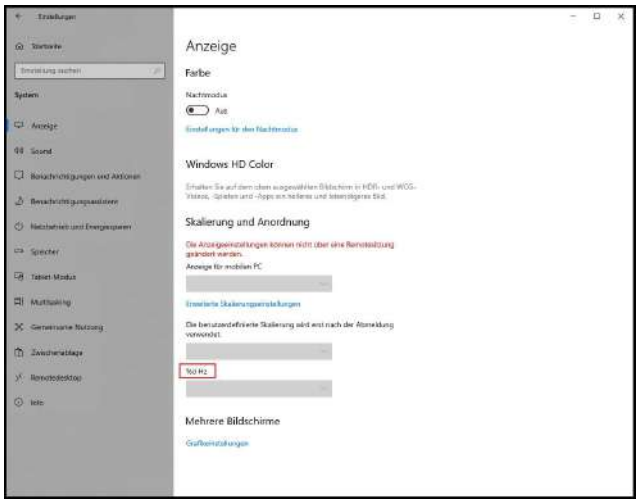

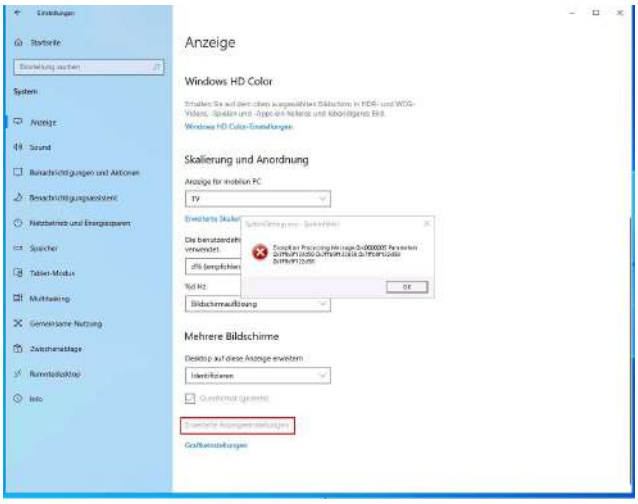

It took me hours to figure out that the installation of the newest Cumulative Update will fix all these errors.

Like 1

Christopher *SCCM, Windows 10* *Permalink* *June 19, 2020*

PowerShell Tool – Backup…

Leave a reply

Disqus Comments Default Comments (0)

4 Kommentare **benecke.cloud** **Datenschutzerklärung von Disqus** **Anmelden**

Empfehlen Tweet Teilen **Nach Ältesten sortieren**

Diskutieren Sie mit...

ANMELDEN MIT

ODER MIT DISQUS EINLOGGEN

Name

Gaurav Pandey • vor 6 Monaten

HI,

Thanks for brief details. It really helped me. But i have question how can we manage multiple language ? In the UDI wizard if i select 2 different language how it will recognize. what option will you use for query.

• Antworten • Teilen ›

Christopher Mod ➦ Gaurav Pandey • vor 6 Monaten • edited

Hi,
I haven't used the UDI wizard in the past but as far as I know the UDI wizard sets the task sequence variable "UILanguage": https://ibb.co/g489z6H. Than you should be able to filter for your variable:

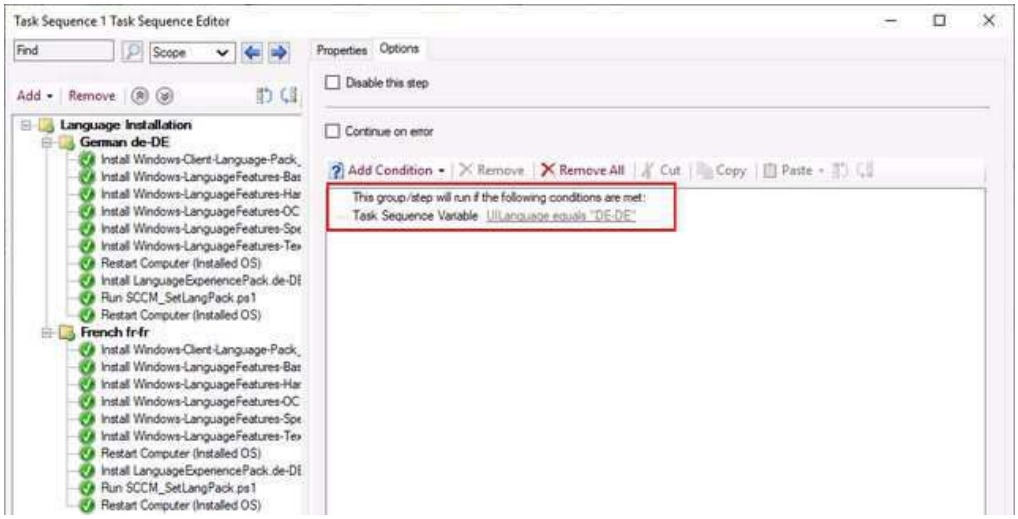

1,616 views

I haven't tested this but I think this should work.

• Antworten • Teilen ›

Gaurav Pandey ➦ Christopher • vor 6 Monaten

Let me try. will update you.

• Antworten • Teilen ›

Gaurav Pandey ➦ Gaurav Pandey • vor 6 Monaten

Not Working. For Single Language installation this will help. Thank you !

• Antworten • Teilen ›

Abonnieren Disqus deiner Seite hinzufügenDisqus hinzufügenHinzufügen Do Not Sell My Data

This site uses Akismet to reduce spam. Learn how your comment data is processed.